

# What is PreVeil Express? #

PreVeil Express (PVX) is a FREE web application that allows for the creation and usage of a PVX account. Setup time is around 5 minutes and is 100% web based (no software installation needed!).

In order to securely access sensitive messages or files from another PreVeil user (often a regulatory/compliance requirement), a PreVeil account. A PVX and a full PreVeil account differ in that a PVX account is used solely on a web browser and is intended for light use of the PreVeil system while a full PreVeil account requires client software installation and carries a range of features.

PreVeil Express account log in uses multi-factor authentication in form of a password and SMS verification code. A PreVeil Express account's private key is encrypted by the password and PreVeil does not store, nor does it have access to passwords. For this reason, PreVeil Support is unable reset or recover a password. Similarly, the mobile phone number for MFA cannot be changed.

## Create an account #

1. A PreVeil Express account is formed by opening a web browser and going to <https://web.preveil.com/create-account> (<https://web.preveil.com/create-account>).

# Welcome to PreVeil

Please create a new account or [connect](#) to an existing account. If you have an existing PreVeil Express account, [click here to sign In](#).



## Create New Account.

Use your email address as your PreVeil ID.

Create Account



## Upgrade from PreVeil Express

Transfer your current PreVeil Express Account into a full featured PreVeil account.

Upgrade Express PreVeil

2. Enter your regular email address as your PreVeil User ID.

PREVEIL EXPRESS

Welcome to PreVeil Express!

Please enter your email address that will serve as your PreVeil **User ID**.  
PreVeil will send an email to this address for you to create an account.

PreVeil User ID

☒ I'm not a robot reCAPTCHA Privacy - Terms

Already a PreVeil Express user? [Sign In](#)

3. An automated email from [verification.no-reply@preveil.com](mailto:verification.no-reply@preveil.com) (mailto:verification.no-reply@preveil.com), with a six-digit code will be sent to you email inbox.

## Please verify your PreVeil account



PreVeil Admin <verification.no-reply@preveil.com>  
To philr+test@preveil.com



Reply

Reply All

Forward



Mon 6/20/2022 1:17 PM



Hello,

You are getting this email so PreVeil can verify that you are the owner of this email account. Please enter the following code in the verification field in PreVeil to finish claiming your account. The code will expire in 15 minutes.

Verification code:  
**284235**

The PreVeil Team

Please disregard this email if you did not create a PreVeil account.  
To learn about our end-to-end encrypted collaboration tools visit [www.preveil.com](http://www.preveil.com).

[www.preveil.com](http://www.preveil.com) | [info@preveil.com](mailto:info@preveil.com)  
85 Devonshire St. 8th Floor, Boston, MA 02109



### 4. Enter the code in the verification code field and continue.

PREVEIL

EXPRESS

●

●

○

○

○

○

Check your mail inbox!

We sent **cveneto@gmail.com** an email with the verification code.

Please enter it below.

It will expire in **14 : 03 minutes**.

Verification Code

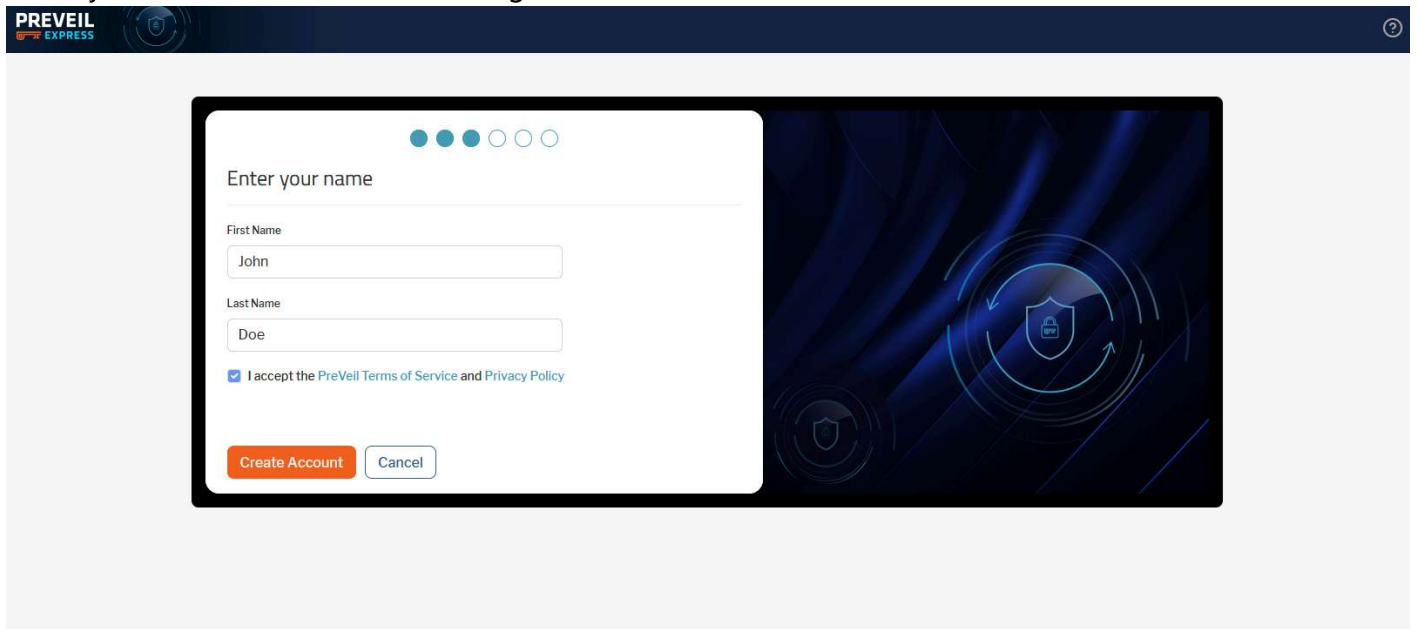
|

Please check your spam folder if you cannot find this email in your inbox.

Verify

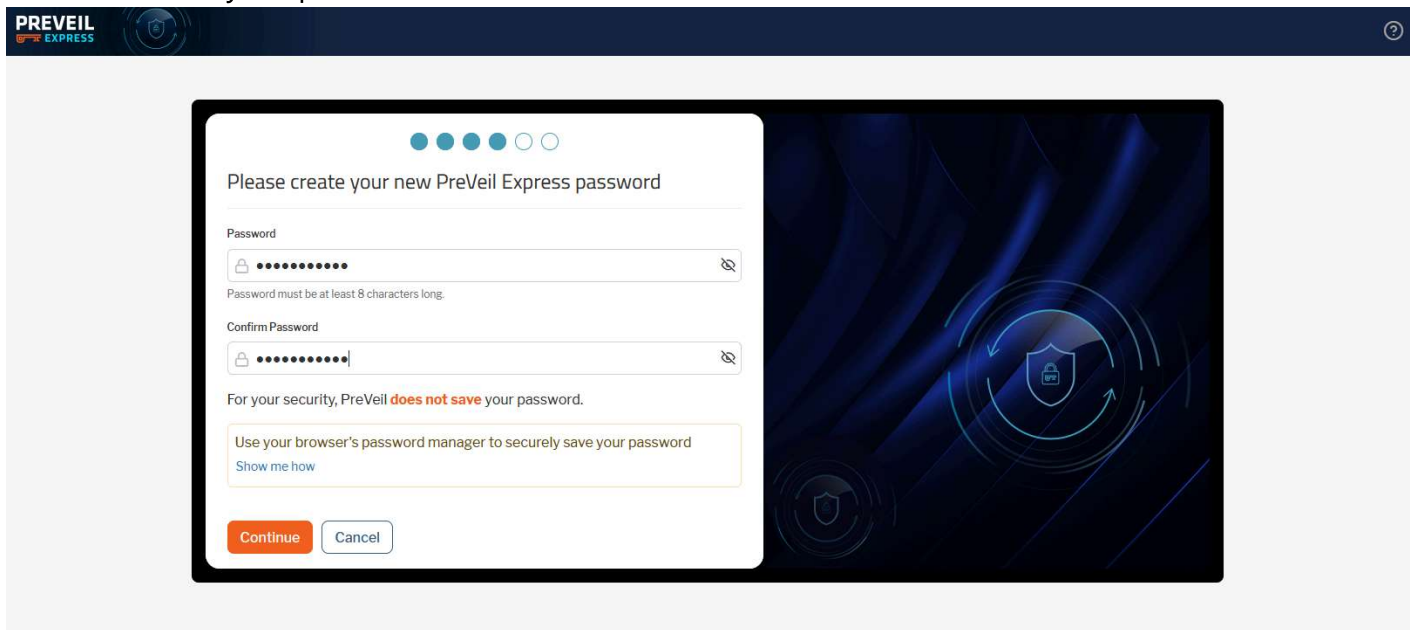
Back

5. Enter your first and last name and agree to the terms of use.



The screenshot shows the PreVeil Express account creation interface. At the top, the 'PREVEIL EXPRESS' logo is on the left, and a help icon is on the right. The main content area features a white form on the left and a dark blue background with a circular security graphic on the right. The form has a progress indicator at the top with five dots, the first three of which are filled. The text 'Enter your name' is above the first name and last name input fields. The first name field contains 'John' and the last name field contains 'Doe'. Below these fields is a checkbox labeled 'I accept the PreVeil Terms of Service and Privacy Policy', which is checked. At the bottom of the form are two buttons: 'Create Account' (orange) and 'Cancel' (white with a grey border).

6. Set a password. The password must be at least eight characters long and have at least one number and one capital letter. Please keep your password in a safe place. PreVeil does not store, and cannot recover your password.

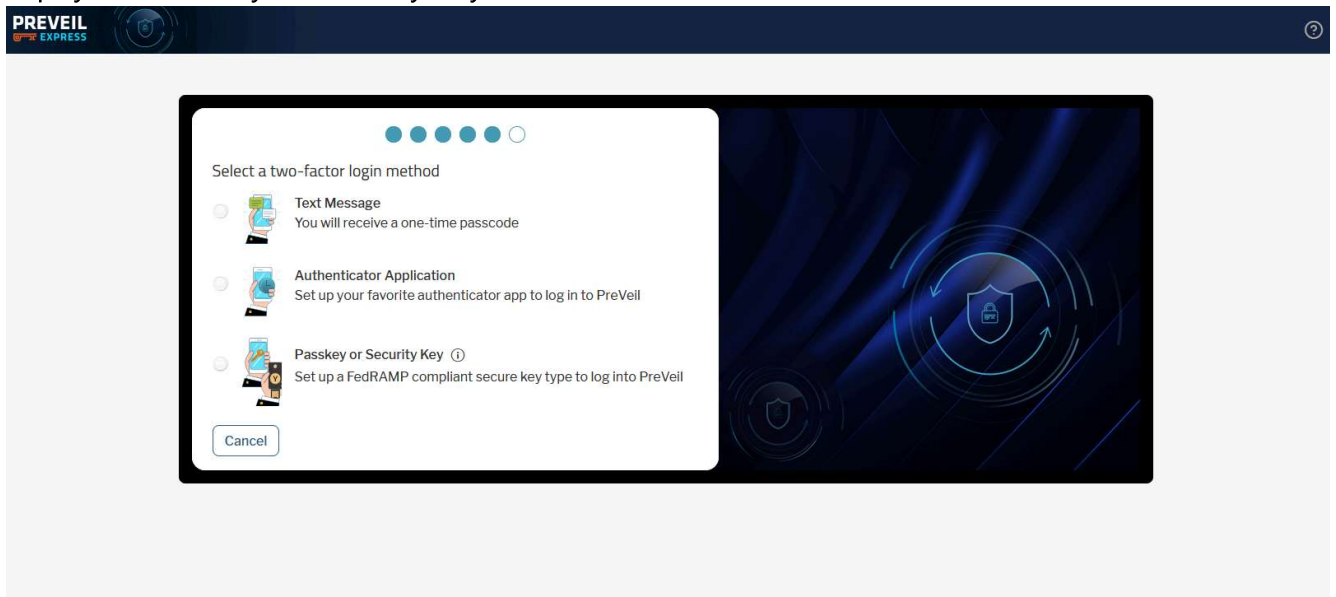


The screenshot shows the PreVeil Express password creation interface. The layout is similar to the previous screen, with the 'PREVEIL EXPRESS' logo and help icon at the top. The progress indicator at the top of the form now has four filled dots. The text 'Please create your new PreVeil Express password' is above the password and confirm password input fields. The password field contains eight dots and has a toggle icon on the right. Below it, a note states 'Password must be at least 8 characters long.' The confirm password field also contains eight dots and has a toggle icon. Below these fields, a note states 'For your security, PreVeil **does not save** your password.' A yellow box contains the text 'Use your browser's password manager to securely save your password' and a link 'Show me how'. At the bottom of the form are two buttons: 'Continue' (orange) and 'Cancel' (white with a grey border).

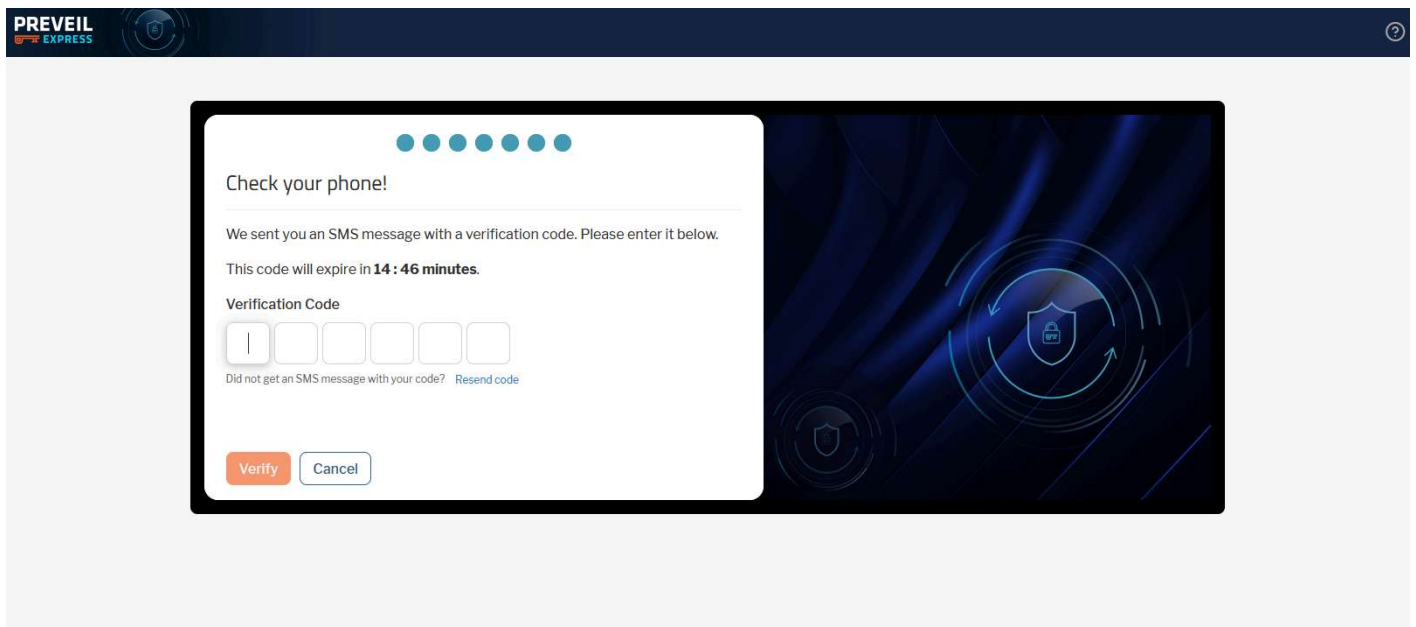
7. Select a multi-factor authentication method to be used as part of the login process to your PreVeil Express account. You can choose:

1. An SMS message sent to your mobile phone. Normal text and data messaging rates apply.
2. Using an authenticator app that supports TOTP (Time-based One-Time Password) as the authentication method.

### 3. A physical Passkey or Security Key

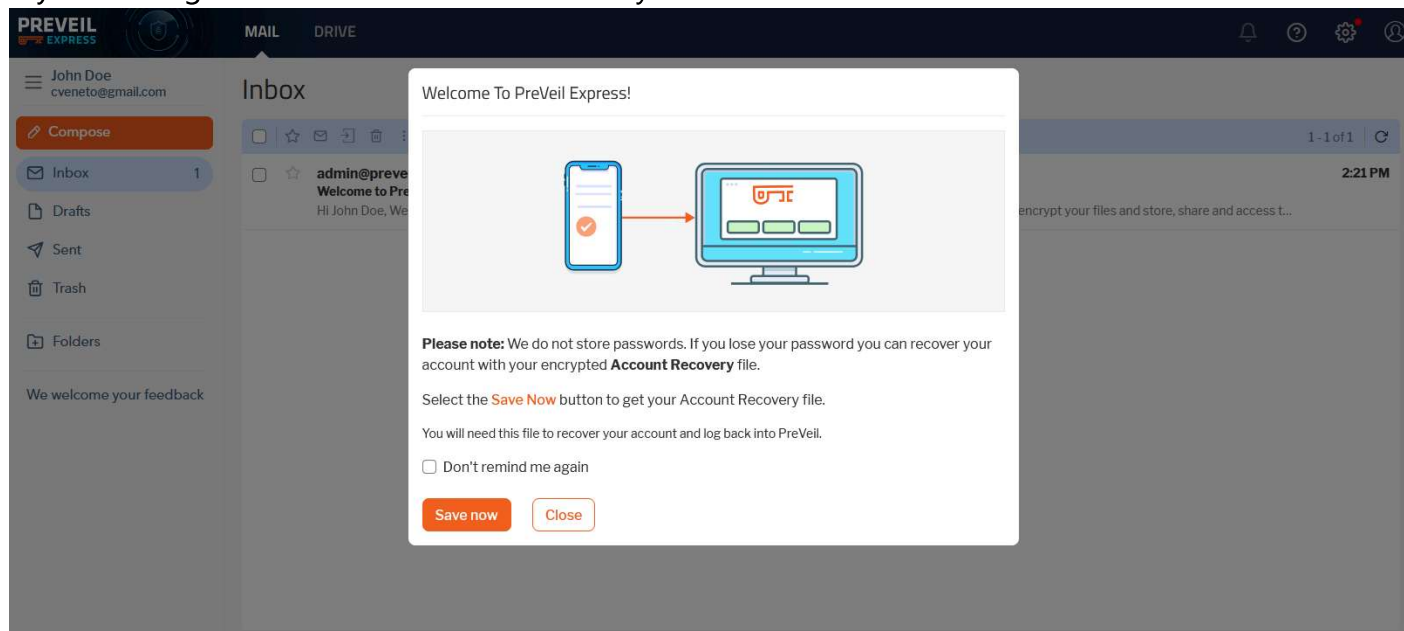


8. Verify your account by whatever method you selected above. For this example an SMS MFA method was selected.

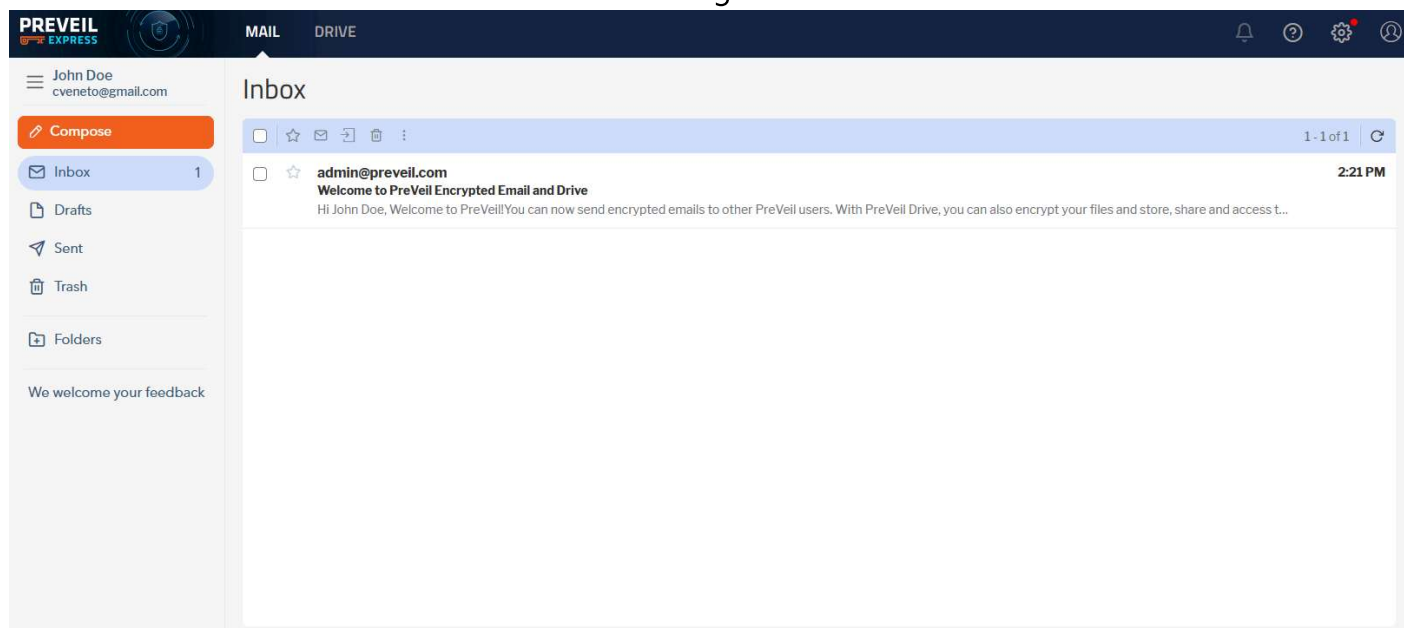


9. You will get prompted to create a recovery file (<https://preveil.atlassian.net/wiki/spaces/ESD/pages/2218917889>) for your account. We strongly recommend doing so. This file will allow you recover your account password if you forget it, and PreVeil Support does not have access to users' passwords and will not be able to recover it for you,

if you do forget it and do not have a recovery file.



10. The account is now activated. Click Mail for messages or Drive for files.



Source: [PreVeil Express – PreVeil knowledge base – Confluence](https://preveil.atlassian.net/wiki/spaces/ESD/pages/2461794326/PreVeil+Express)  
(<https://preveil.atlassian.net/wiki/spaces/ESD/pages/2461794326/PreVeil+Express>)

---

## Discover more from EasyITGuys #

Subscribe to get the latest posts sent to your email.

Type your email...

Subscribe